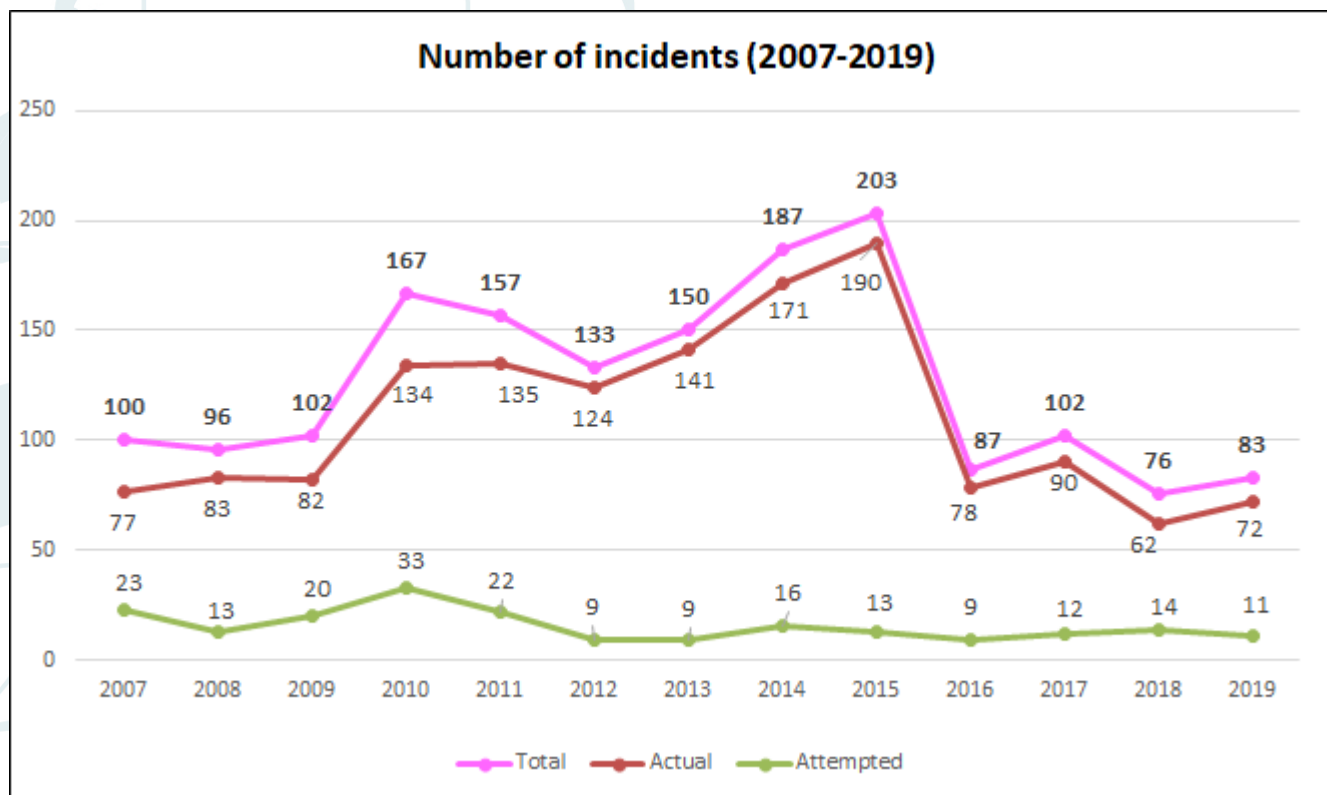


Situation update (2019)

1. Number of Incidents

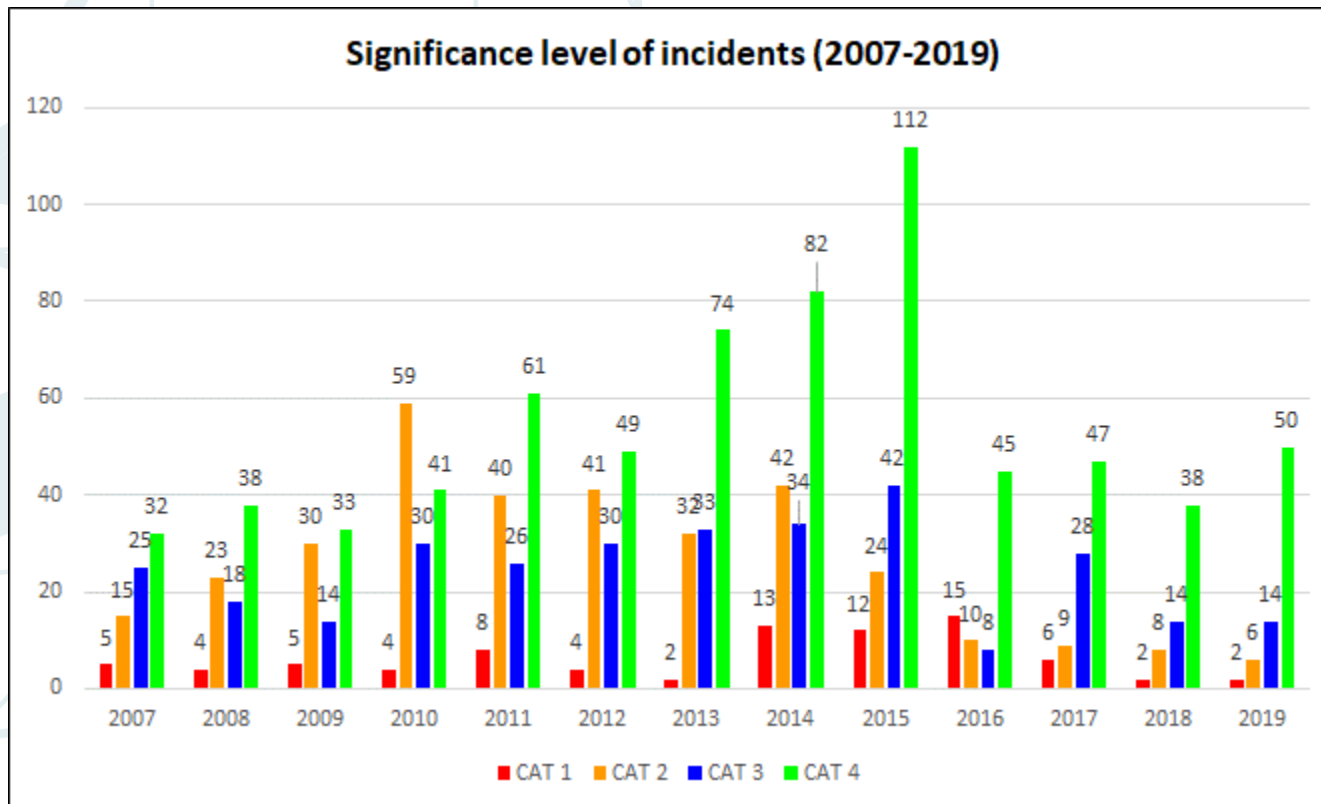
- ❑ Since 2016, significant decrease of incidents
- ❑ **The lowest** number of incidents **in 2018**
- ❑ **83 incidents** (72 actual and 11 attempted) **in 2019**: second lowest since 2007
9% (7 incidents) increase in total incidents and **16% (10 incidents) increase** in actual incidents, compared to 2018



Situation update (2019)

2. Severity of Incidents

- ☐ 72 actual incidents in 2019
- 2 x CAT 1, 6 x CAT 2, 14 x CAT 3 and 50 x CAT 4: not worsened compared to 2018
- CAT 1: 2 actual incidents of abduction of crew (same as in 2018)
- The lowest number of CAT 2
- Majority (69%) are CAT 4 incidents (perpetrators not armed, crew not harmed)



Situation update (2019)

3. Location of Incidents in 2019

- Straits of Malacca and Singapore (31)
- Indonesia (23)
- Malaysia (8)
- Philippines (7)
- India (5)
- China (3)
- Sulu-Celebes Seas (2)
- Vietnam (2)
- South China Sea (1)
- Pacific Ocean (1)

Piracy

(2 incidents)

Armed robbery against ships

(81 incidents)

1. Improvement (mainly at ports/anchorages)

Bangladesh

2019: 0

2018: 11 (9 actual, 2 attempted)

Indonesia

2019: 23 (18 actual, 5 attempted)

2018: 27 (21 actual, 6 attempted)

Philippines

2019: 7 (5 actual, 2 attempted)

2018: 9 (8 actual, 1 attempted)

2. Areas of concern

Sulu-Celebes Seas: Threat of abduction of crew

2019: 2 actual (2 actual and 1 attempted in 2018)

Singapore Strait

2019: 31 (29 actual, 2 attempted) (6 actual and 1 attempted in 2018)

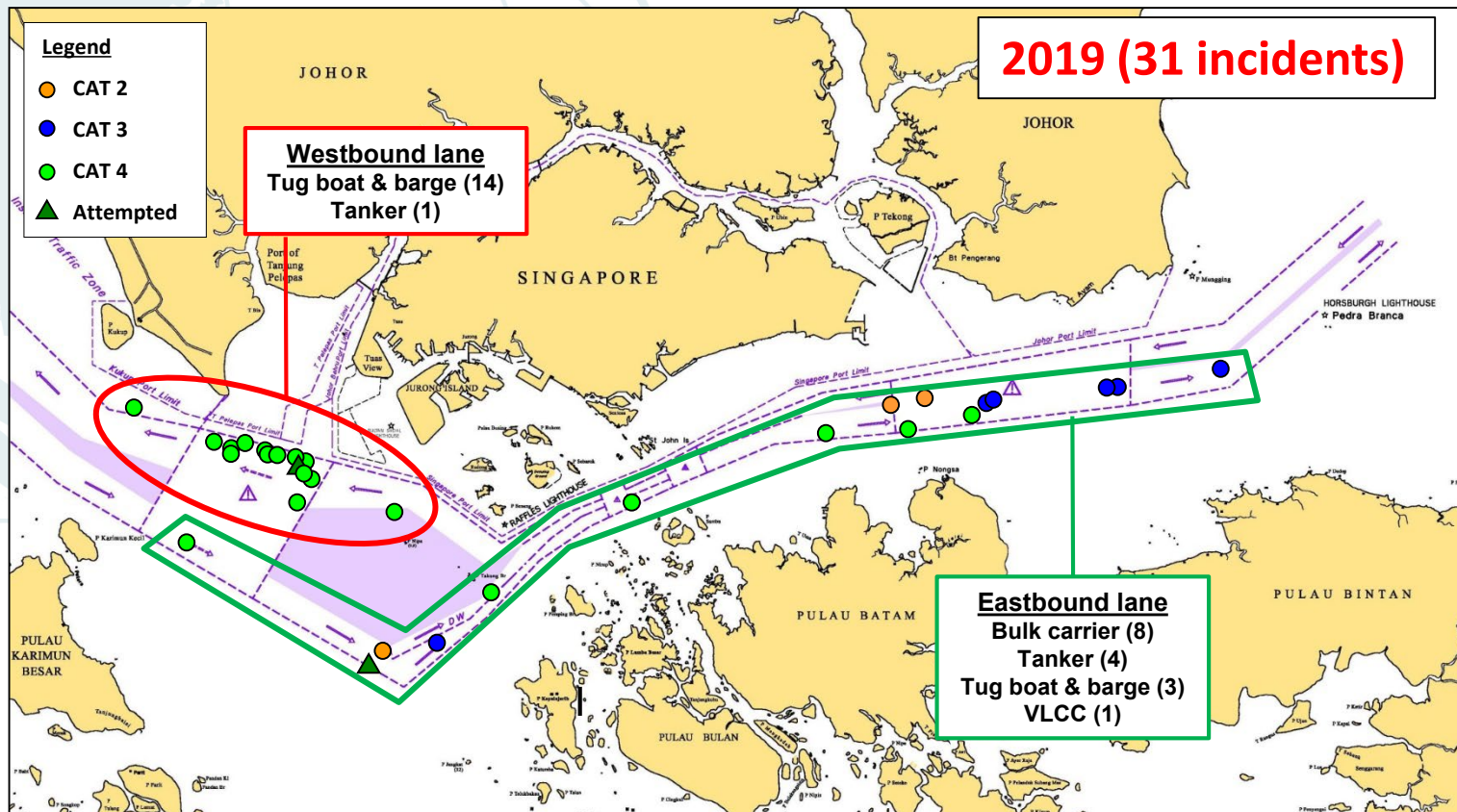
Malaysia: anchored off Bandar Penawar, Johor

2019: 5 actual (0 in 2018)

outside of anchorage areas designated by the littoral States

Situation update (2019)

4. Singapore Strait (2019)



❑ **15 incidents** in **westbound lane** of the Traffic Separation Scheme (TSS)

➤ **14** x CAT 4, **1** x Attempted

❑ **16 incidents** in **eastbound lane** of the TSS

➤ **3** x CAT 2, **6** x CAT 3, **6** x CAT 4, **1** x Attempted

Situation update (2019)

5. Abduction of Crew in Sulu-Celebes Seas (2016 - 2019)

Incident/Type & GT of Ships	2016	2017	2018	2019
Actual (26 Mar 16 – 23 Sep 19) (19 incidents)	<u>12</u> 5 – Tug boat (60 – 269 GT) 5 – Fishing trawler/boat (NA) 1 – General cargo ship (11,391 GT) 1 – Bulk carrier (2,999 GT)	<u>3</u> 1 – Tug boat (225 GT) 1 – Fishing trawler (NA) 1 – Bulk carrier (2,875 GT)	<u>2</u> 2 – Fishing boat (NA)	<u>2</u> 2 – Fishing boat (NA)
Attempted (13 Nov 16 – 16 Feb 18) (11 incidents)	<u>6</u> 5 – Bulk carrier (17,979 – 93,169 GT) 1 – Product tanker (5,557 GT)	<u>4</u> 1 – Container ship (NA) 1 – Bulk carrier (45,026 GT) 1 – General cargo ship (1,599 GT) 1 – Passenger/Cargo ferry (NA)	<u>1</u> 1 – Container ship (NA)	
Status of abducted crew Total 78 (as on 16 Jan 2020)	Crew released/rescued (<u>68</u>), Crew killed/died (<u>10</u>), Crew in captivity (<u>0</u>)			