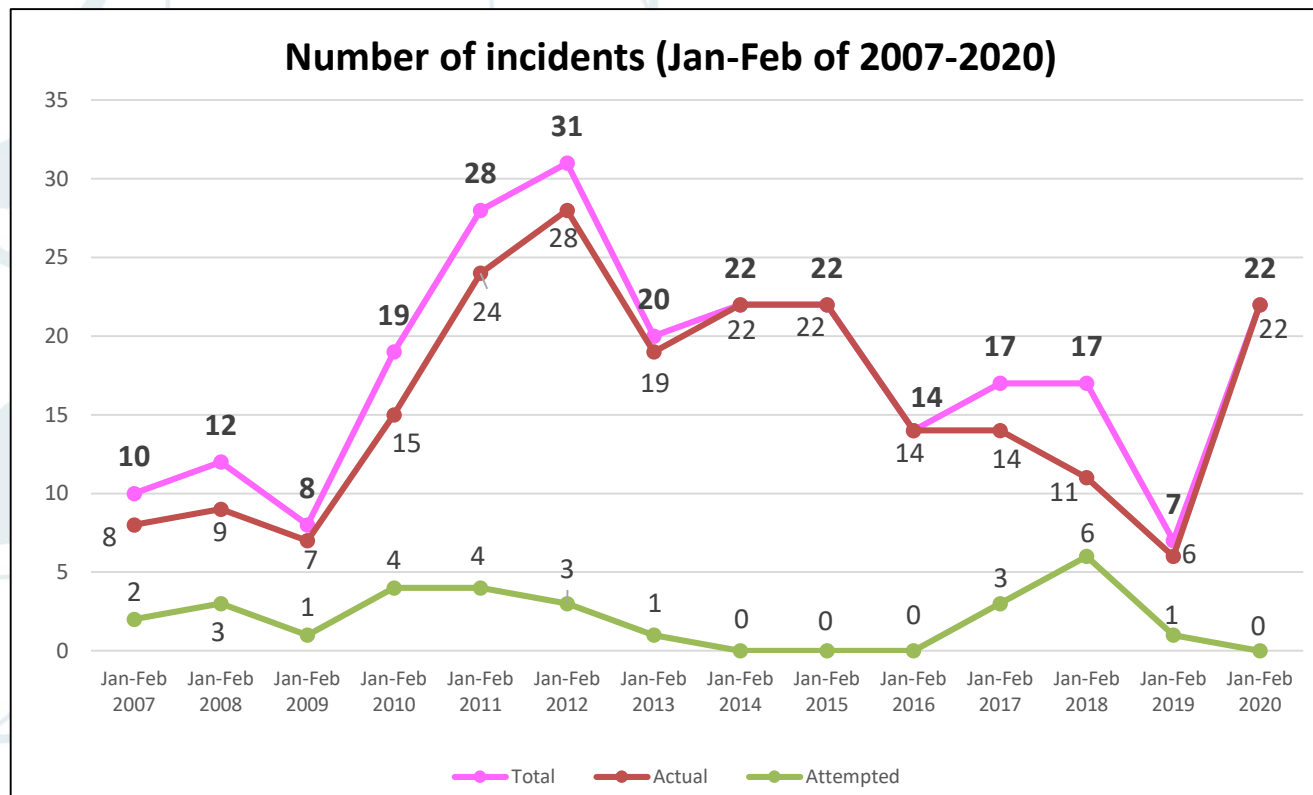


# Situation Update (January-February 2020)

## 1. Number of Incidents

- ❑ **22** actual incidents during Jan-Feb 2020
  - Three-fold increase in the total number of incidents compared to Jan-Feb 2019
- ❑ Among the 14-year period of Jan-Feb of 2007-2020
  - Highest number: 31 incidents (Jan-Feb 2012)
  - Lowest number: 7 incidents (Jan-Feb 2019)

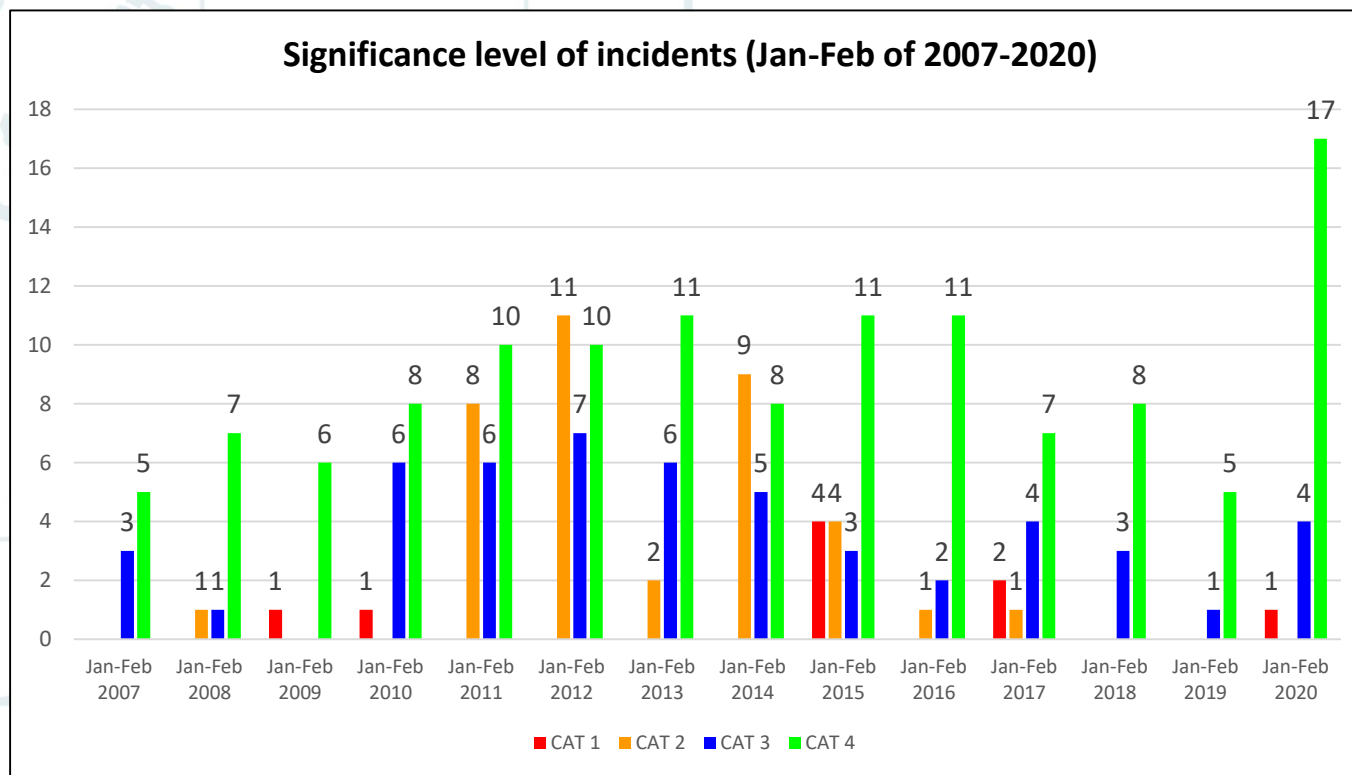


# Situation Update (January-February 2020)

## 2. Severity of Incidents

□ **22** actual incidents during Jan-Feb 2020

- **1** x CAT 1, **4** x CAT 3 and **17** x CAT 4
- **CAT 1**: Incident of abduction of crew off Eastern Sabah
- **Majority (77%)** are **CAT 4** incidents (perpetrators not armed, crew not harmed)
- **Highest number of CAT 4** among the 14-year period of Jan-Feb 2007-2020



# Situation Update (January-February 2020)



Information Sharing Centre

## 3. Location of Incidents

- Straits of Malacca and Singapore (8)
- India (5)
- Indonesia (4)
- Bangladesh (2)
- Philippines (2)
- Sulu-Celebes Seas (1)

### Piracy

(0 incident)

### Armed robbery against ships

(22 incidents)

**Mostly at ports & anchorages:**

#### India

Jan-Feb 2019: 0 incident

Jan-Feb 2020: 5 actual incidents

#### Indonesia

Jan-Feb 2019: 3 incidents (2 actual & 1 attempted)

Jan-Feb 2020: 4 actual incidents

#### Bangladesh

Jan-Feb 2019: 0 incident

Jan-Feb 2020: 2 actual incidents

#### Philippines

Jan-Feb 2019: 0 incident

Jan-Feb 2020: 2 actual incidents

#### **While underway:**

#### Sulu-Celebes Seas

Jan-Feb 2019: 0 incident

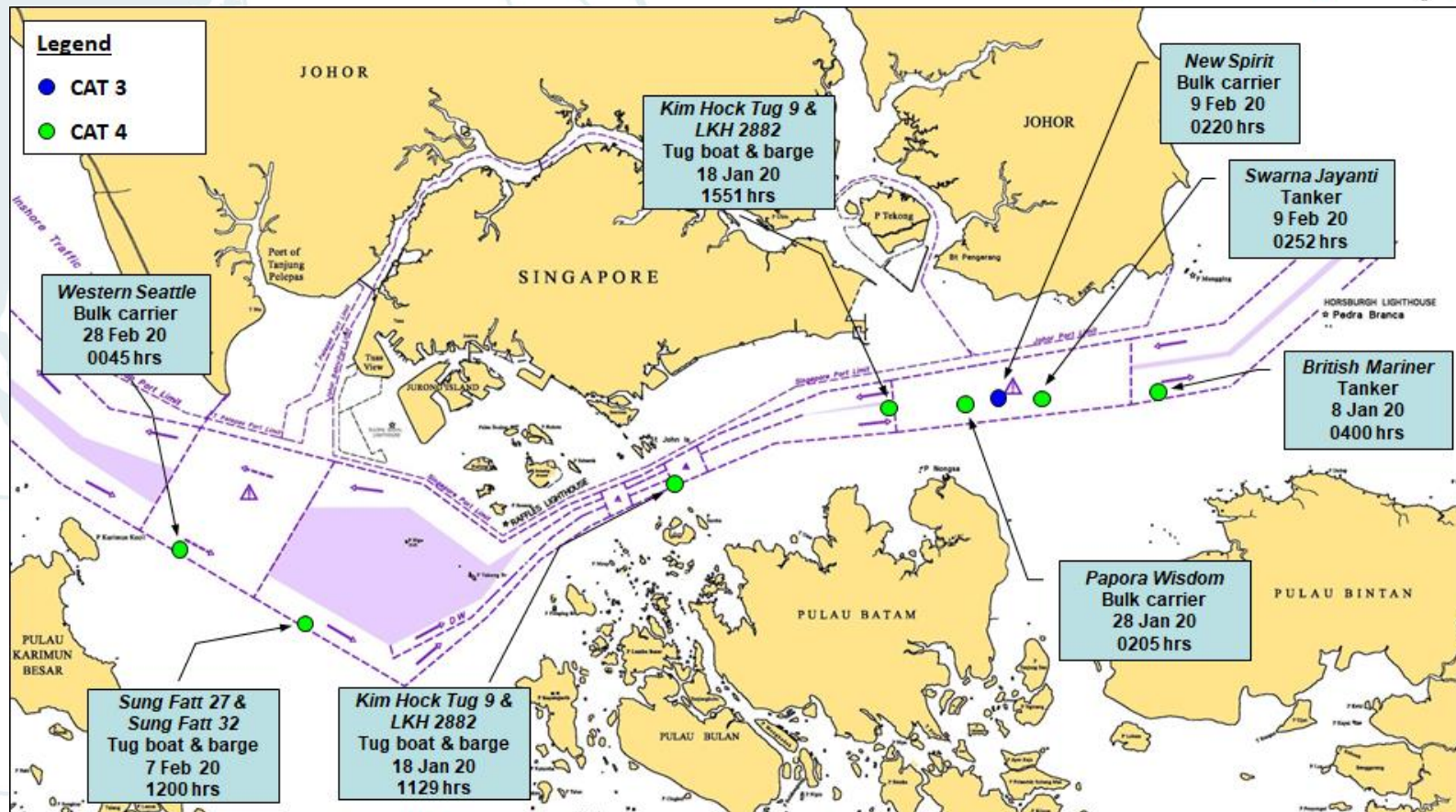
Jan-Feb 2020: 1 actual incident

#### Singapore Strait

Jan-Feb 2019: 1 actual incident

Jan-Feb 2020: 8 actual incidents

## 4. Situation in Singapore Strait



❑ **8 incidents** in eastbound lane of the Traffic Separation Scheme (TSS)

➤ 1 x CAT 3, 7 x CAT 4 (all actual incidents)

❑ **Bigger ships** – Bulk carrier (3), tanker (2); Barges towed by Tug boats (3)

# Abduction of Crew in Sulu-Celebes Seas

## Type of ships (Mar 2016 – Feb 2020)

Incident/Type & GT of Ships	2016	2017	2018	2019	Jan-Feb 2020
<b>Actual incidents</b> <b>(20 incidents)</b>	<u>12</u> <b>5</b> – Tug boat (60 – 269 GT) <b>5</b> – Fishing trawler/boat (NA) <b>1</b> – General cargo ship (11,391 GT) <b>1</b> – Bulk carrier (2,999 GT)	<u>3</u> <b>1</b> – Tug boat (225 GT) <b>1</b> – Fishing trawler (NA) <b>1</b> – Bulk carrier (2,875 GT)	<u>2</u> <b>2</b> – Fishing boat (NA)	<u>2</u> <b>2</b> – Fishing boat (NA)	<u>1</u> <b>1</b> – Fishing trawler (NA)
<b>Attempted incidents</b> <b>(11 incidents)</b>	<u>6</u> <b>5</b> – Bulk carrier (17,979 – 93,169 GT) <b>1</b> – Product tanker (5,557 GT)	<u>4</u> <b>1</b> – Container ship (NA) <b>1</b> – Bulk carrier (45,026 GT) <b>1</b> – General cargo ship (1,599 GT) <b>1</b> – Passenger/Cargo ferry (NA)	<u>1</u> <b>1</b> – Container ship (NA)		
<b>Status of abducted crew</b> <b>Total: 86</b> (as on 29 Feb 2020)	<b>Crew released/rescued (<u>71</u>), Crew killed/died (<u>10</u>), Crew in captivity (<u>5</u>)</b>				