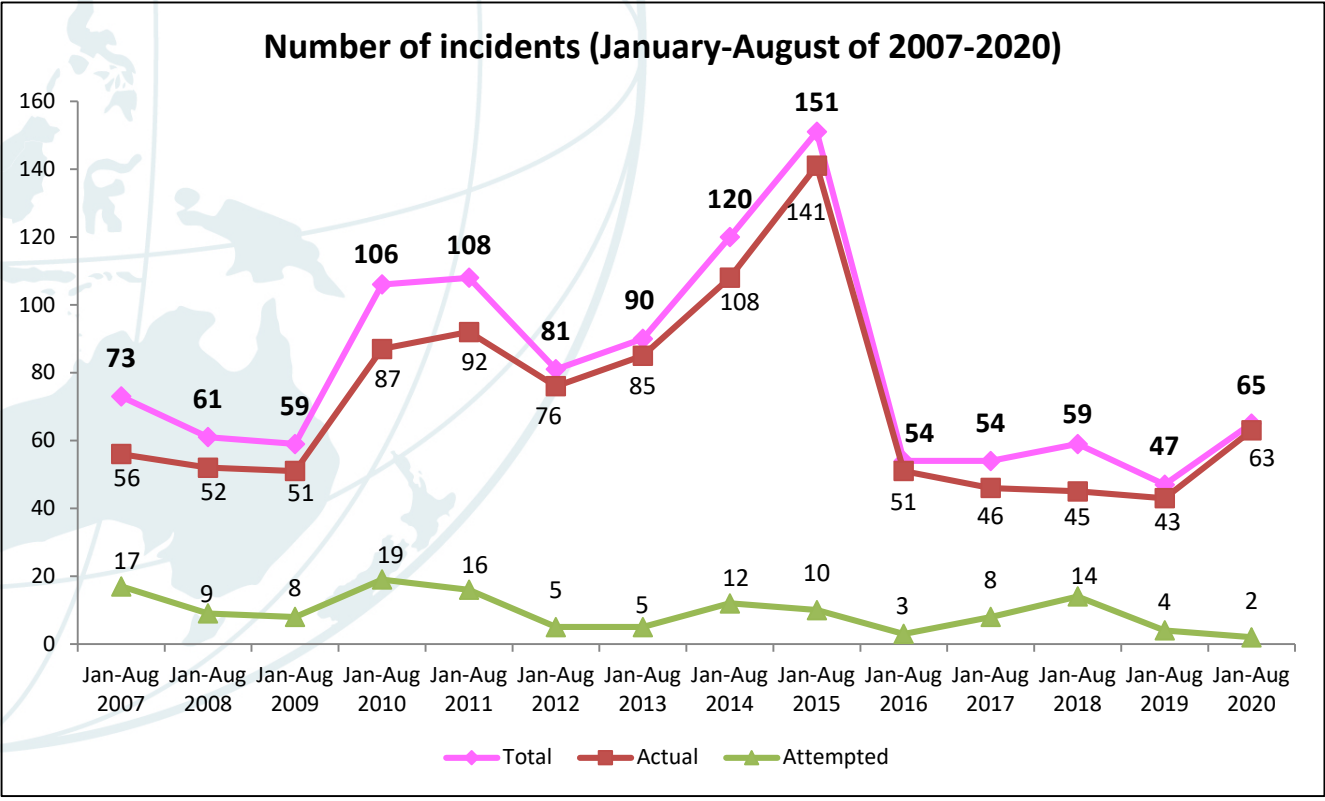


Situation Update (January-August 2020)



1. Number of Incidents

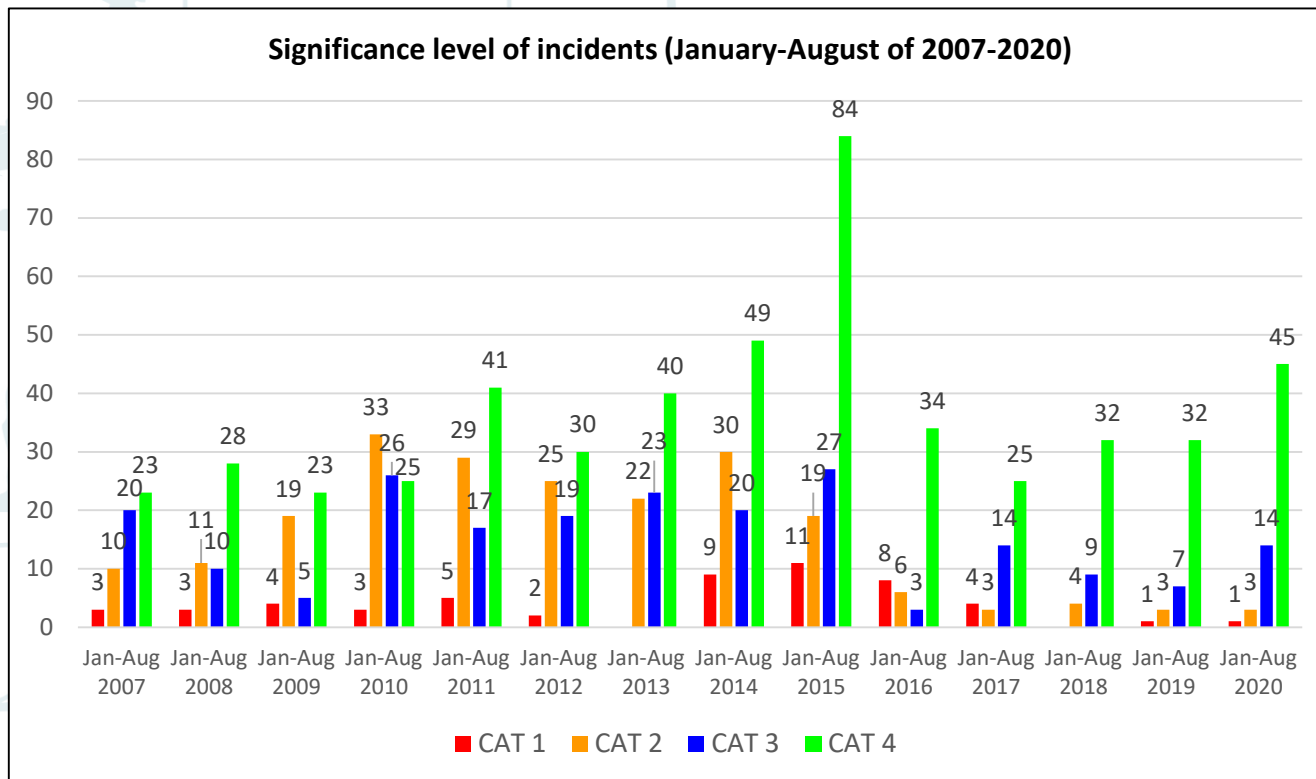
- 65 incidents (63 actual and two attempted) during Jan-Aug 2020
- Increased by 38% compared to Jan-Aug 2019
- Highest number of incidents among the past five-year period of January-August (2016-2020)



Situation Update (January-August 2020)

2. Severity of Incidents

- ❑ 63 actual incidents during Jan-Aug 2020
 - 1 x CAT 1, 3 x CAT 2, 14 x CAT 3 and 45 x CAT 4
 - CAT 1: Actual incident of abduction of crew
 - CAT 2: Lowest number of incidents among the 14-year period of Jan-Aug of 2007-2020
 - Majority (71%) are CAT 4 incidents (perpetrators not armed, crew not harmed)



Situation Update (January-August 2020)



Information Sharing Centre

3. Location of Incidents

- Straits of Malacca and Singapore (**21**)
- Indonesia (**15**)
- Philippines (**10**)
- India (**8**)
- Bangladesh (**3**)
- South China Sea (**3**)
- Malaysia (**2**)
- Vietnam (**2**)
- Sulu-Celebes Seas (**1**)

Piracy

(3 incidents)

Armed robbery against ships

(62 incidents)

Mostly at ports and anchorages

India (+6)

Jan-Aug 2019: 2 incidents

Jan-Aug 2020: 8 actual incidents

Indonesia (-2)

Jan-Aug 2019: 17 incidents
(14 actual & 3 attempted)

Jan-Aug 2020: 15 incidents
(14 actual & 1 attempted)

Philippines (+8)

Jan-Aug 2019: 2 actual incidents

Jan-Aug 2020: 10 actual incidents

Bangladesh (+3)

Jan-Aug 2019: 0 incident

Jan-Aug 2020: 3 actual incidents

Malaysia (-2)

Jan-Aug 2019: 4 actual incidents

Jan-Aug 2020: 2 actual incidents

Vietnam (+0)

Jan-Aug 2019: 2 actual incidents

Jan-Aug 2020: 2 actual incidents

Mostly while underway

Singapore Strait (+7)

Jan-Aug 2019: 14 actual incidents

Jan-Aug 2020: 21 actual incidents

South China Sea (+2)

Jan-Aug 2019: 1 actual incident

Jan-Aug 2020: 3 incidents
(2 actual & 1 attempted)

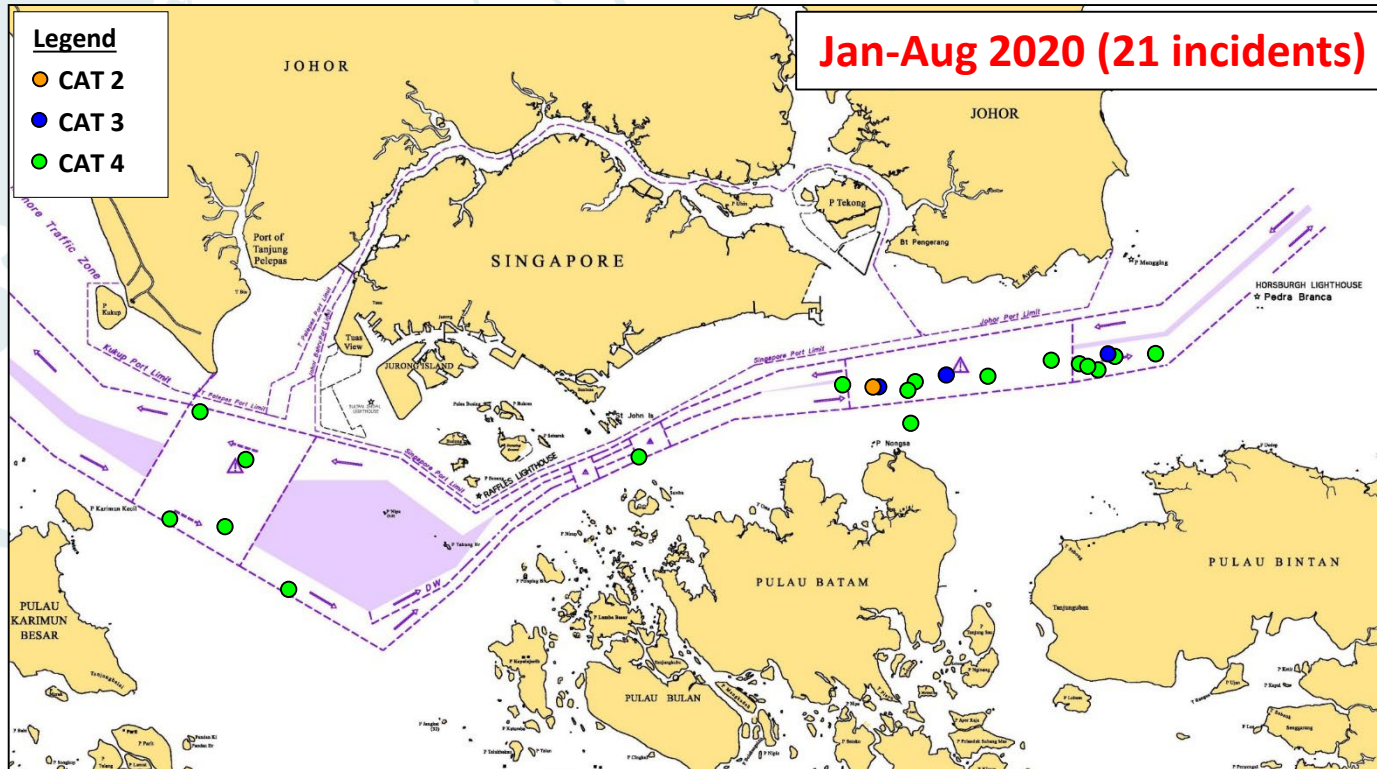
Sulu-Celebes Seas (+0)

Jan-Aug 2019: 1 actual incident

Jan-Aug 2020: 1 actual incident

Situation Update (January-August 2020)

4. Situation in Singapore Strait



- ❑ **17 incidents** in **eastbound lane** of the Traffic Separation Scheme (TSS) in Singapore Strait
 - 1 x CAT 2, 3 x CAT 3, 13 x CAT 4
- ❑ **2 incidents** in **precautionary area** in Singapore Strait (2 x CAT 4)
- ❑ **1 incident** in **westbound lane** of the TSS in Singapore Strait (CAT 4)
- ❑ **1 incident just outside (south)** of the TSS (CAT 4)
- ❑ **Bulk carriers (11), tankers (3), reefer vessel (1); Barges and supply vessel towed by tug boats (6)**

Abduction of Crew in Sulu-Celebes Seas

Type of Ships (Mar 2016 – Aug 2020)

| Incident/Type & GT of Ships | 2016 | 2017 | 2018 | 2019 | Jan-Aug 2020 |
|---------------------------------------------------------------------|-----------------------------------------------------------------------------------------------------------------------------------------------|--------------------------------------------------------------------------------------------------------------------------------------------|-------------------------------------|-----------------------------------|--------------------------------------|
| Actual incidents (20 incidents) | <u>12</u> 5 – Tug boat (60 – 269 GT) 5 – Fishing trawler/boat (NA) 1 – General cargo ship (11,391 GT) 1 – Bulk carrier (2,999 GT) | <u>3</u> 1 – Tug boat (225 GT) 1 – Fishing trawler (NA) 1 – Bulk carrier (2,875 GT) | <u>2</u> 2 – Fishing boat (NA) | <u>2</u> 2 – Fishing boat (NA) | <u>1</u> 1 – Fishing trawler (NA) |
| Attempted incidents (11 incidents) | <u>6</u> 5 – Bulk carrier (17,979 – 93,169 GT) 1 – Product tanker (5,557 GT) | <u>4</u> 1 – Container ship (NA) 1 – Bulk carrier (45,026 GT) 1 – General cargo ship (1,599 GT) 1 – Passenger/Cargo ferry (NA) | <u>1</u> 1 – Container ship (NA) | | |
| Status of abducted crew Total 86 (as on 31 Aug 2020) | Crew released/rescued (<u>71</u>), Crew killed/died (<u>10</u>), Crew in captivity (<u>5</u>) | | | | |