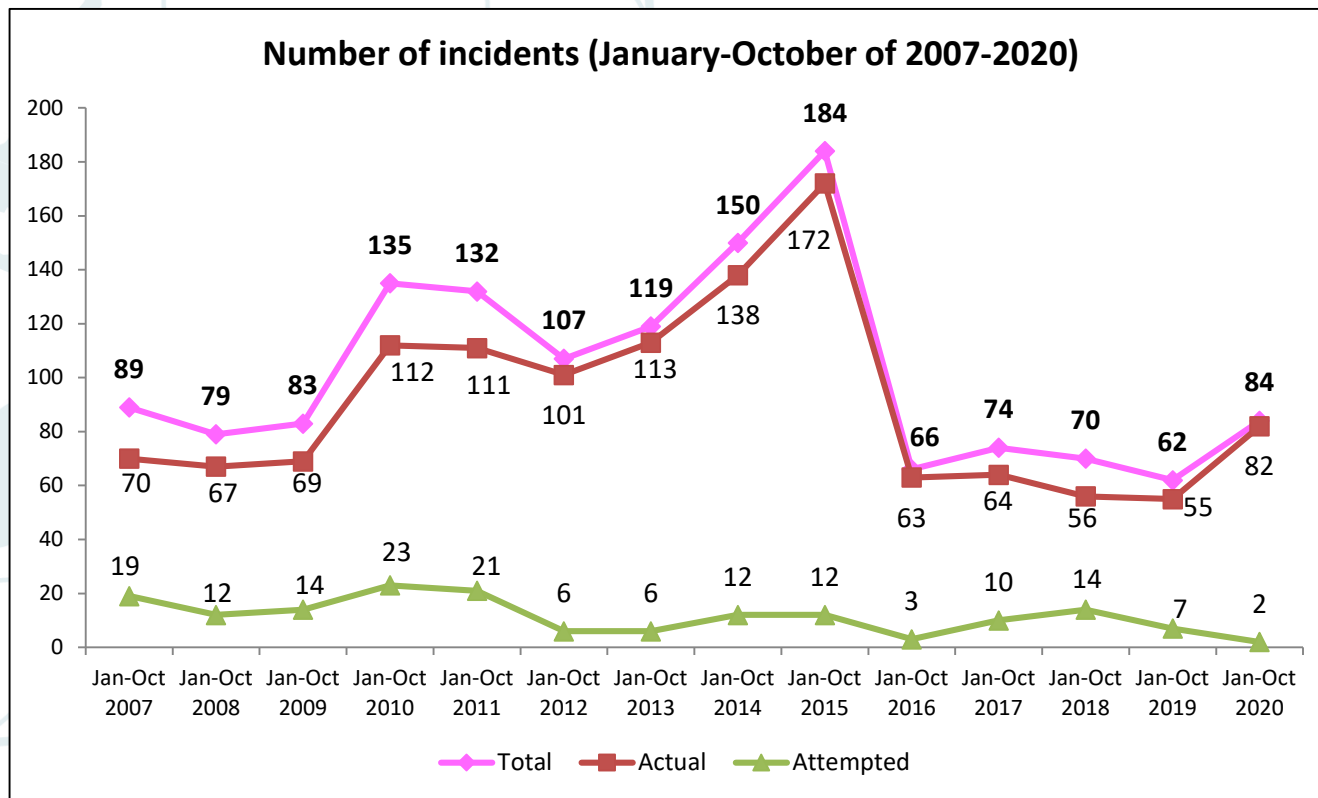


I. Situation Update (Jan-Oct 2020)

1. Number of Incidents

- 84 incidents (82 actual and 2 attempted) during Jan-Oct 2020
- Increased by 35% compared to Jan-Oct 2019
- Highest number of incidents among the past five-year period of Jan-Oct (2016-2020)

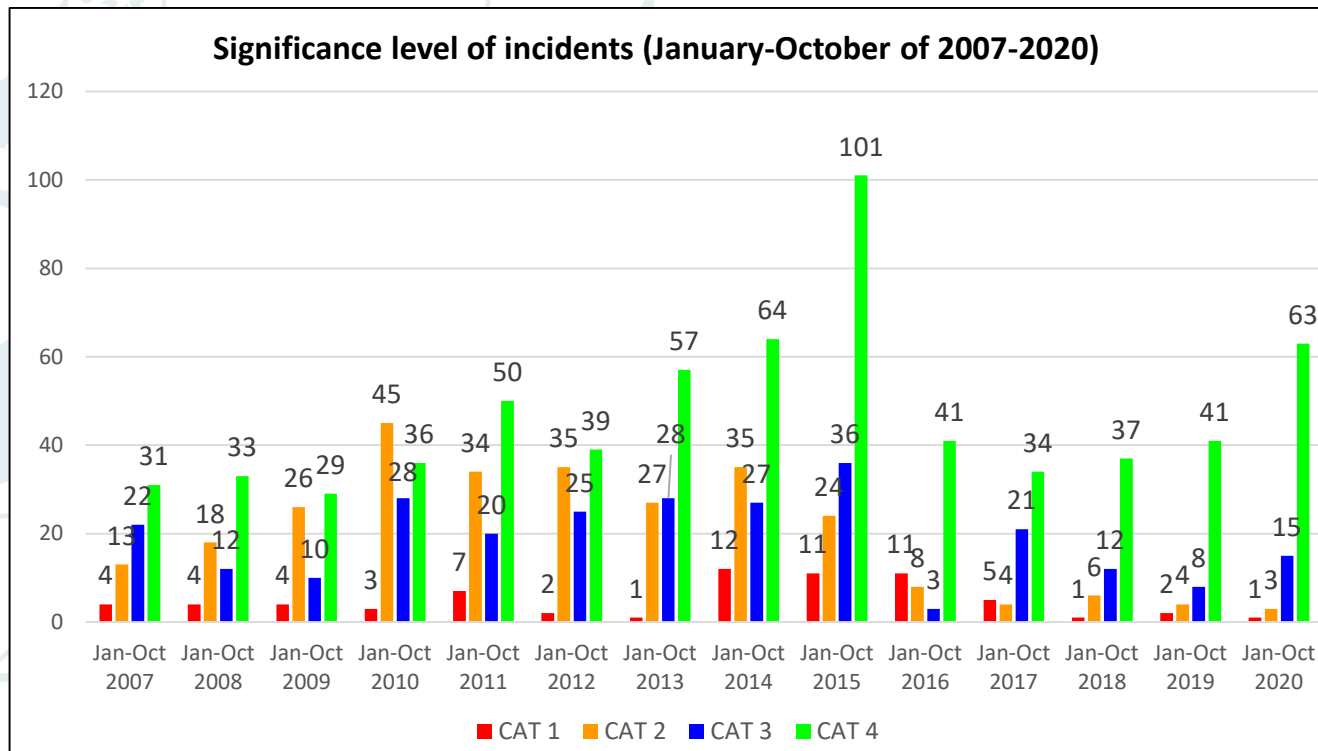


I. Situation Update (Jan-Oct 2020)

2. Severity of Incidents

☐ 82 actual incidents during Jan-Oct 2020

- 1 x **CAT 1**, 3 x **CAT 2**, 15 x **CAT 3** and 63 x **CAT 4**
- CAT 1: 1 actual incident of abduction of crew
- CAT 2: Lowest number of incidents among the past 14-year period of Jan-Oct (2007-2020)
- Majority (77%) are CAT 4 incidents (perpetrators not armed, crew not harmed)



I. Situation Update (Jan-Oct 2020)

3. Location of Incidents



Information Sharing Centre

- Straits of Malacca and Singapore (**28**)
- Indonesia (**20**)
- Philippines (**13**)
- India (**9**)
- South China Sea (**4**)
- Vietnam (**4**)
- Bangladesh (**3**)
- Malaysia (**2**)
- Sulu-Celebes Seas (**1**)

Piracy

(4 incidents)

Armed robbery against ships

(80 incidents)

Mostly at ports and anchorages

Indonesia (+0)

Jan-Oct 2019: 20 incidents
(16 actual & 4 attempted)

Jan-Oct 2020: 20 incidents
(19 actual & 1 attempted)

Philippines (+10)

Jan-Oct 2019: 3 incidents
(2 actual & 1 attempted)

Jan-Oct 2020: 13 actual incidents

India (+5)

Jan-Oct 2019: 4 incidents

Jan-Oct 2020: 9 actual incidents

Bangladesh (+3)

Jan-Oct 2019: 0 incident

Jan-Oct 2020: 3 actual incidents

Vietnam (+2)

Jan-Oct 2019: 2 actual incidents

Jan-Oct 2020: 4 actual incidents

Malaysia (-6)

Jan-Oct 2019: 8 actual incidents

Jan-Oct 2020: 2 actual incidents

Mostly while underway

Singapore Strait (+10)

Jan-Oct 2019: 18 incidents
(17 actual & 1 attempted)

Jan-Oct 2020: 28 actual incidents

South China Sea (+3)

Jan-Oct 2019: 1 actual incident

Jan-Oct 2020: 4 incidents
(3 actual & 1 attempted)

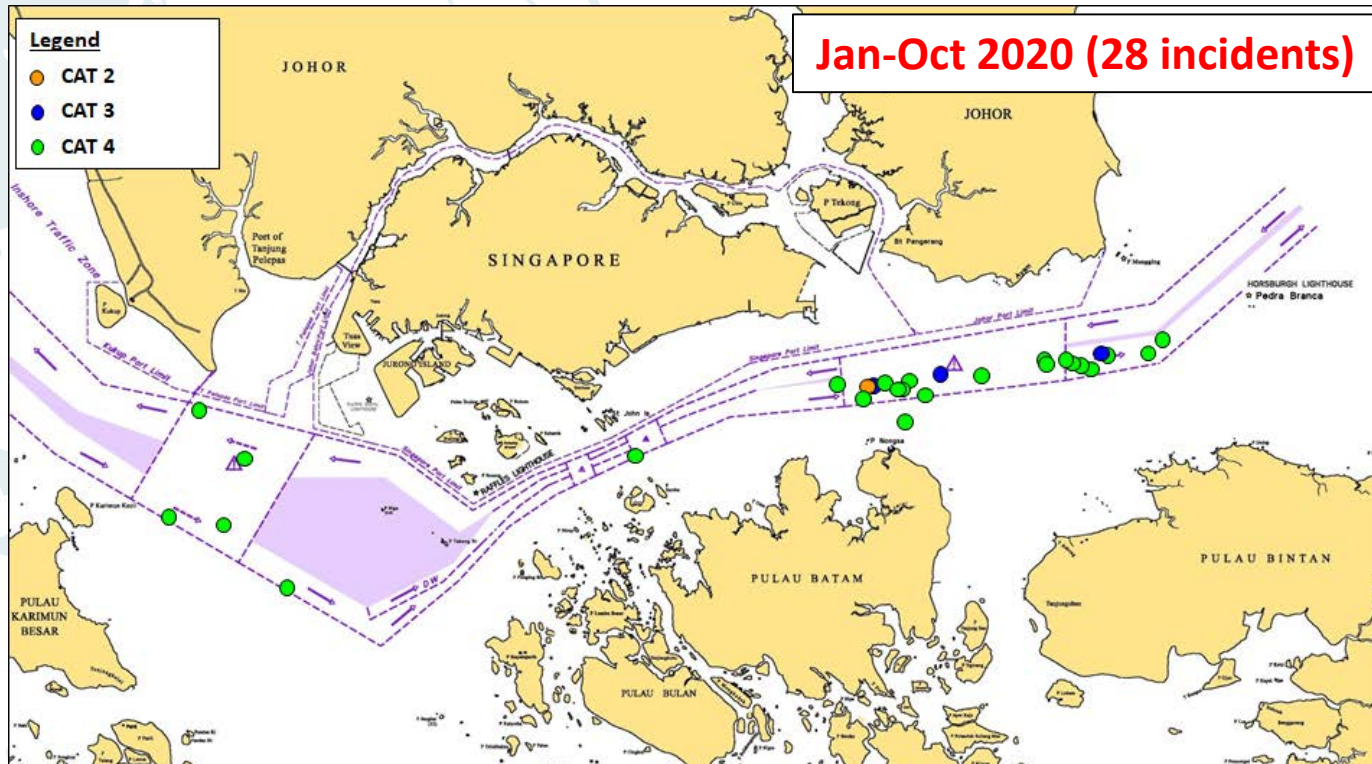
Sulu-Celebes Seas (-1)

Jan-Oct 2019: 2 actual incidents

Jan-Oct 2020: 1 actual incident

I. Situation Update (Jan-Oct 2020)

4. Situation in Singapore Strait



- ❑ **24 incidents** in eastbound lane of the Traffic Separation Scheme (TSS) in Singapore Strait
 - 1 x **CAT 2**, 3 x **CAT 3**, 20 x **CAT 4**
- ❑ **2 incidents** in precautionary area in Singapore Strait (2 x **CAT 4**)
- ❑ **1 incident** in westbound lane of the TSS in Singapore Strait (1 x **CAT 4**)
- ❑ **1 incident just outside (south)** of the TSS (1 x **CAT 4**)
- ❑ **Bulk carriers** (17), **tankers** (4), **reefer vessel** (1); **Barges and supply vessel towed by tug boats** (6)

Abduction of Crew in Sulu-Celebes Seas

Type of Ships (2016-Oct 2020)

Incident/Type & GT of Ships	2016	2017	2018	2019	Jan-Oct 2020
Actual incidents (20 incidents)	<u>12</u> 5 – Tug boat (60 – 269 GT) 5 – Fishing trawler/boat (NA) 1 – General cargo ship (11,391 GT) 1 – Bulk carrier (2,999 GT)	<u>3</u> 1 – Tug boat (225 GT) 1 – Fishing trawler (NA) 1 – Bulk carrier (2,875 GT)	<u>2</u> 2 – Fishing boat (NA)	<u>2</u> 2 – Fishing boat (NA)	<u>1</u> 1 – Fishing trawler (NA)
Attempted incidents (11 incidents)	<u>6</u> 5 – Bulk carrier (17,979 – 93,169 GT) 1 – Product tanker (5,557 GT)	<u>4</u> 1 – Container ship (NA) 1 – Bulk carrier (45,026 GT) 1 – General cargo ship (1,599 GT) 1 – Passenger/Cargo ferry (NA)	<u>1</u> 1 – Container ship (NA)		
Status of abducted crew Total 86 (as on 31 Oct 2020)	Crew released/rescued (<u>71</u>), Crew killed/died (<u>11</u>), Crew in captivity (<u>4</u>)				