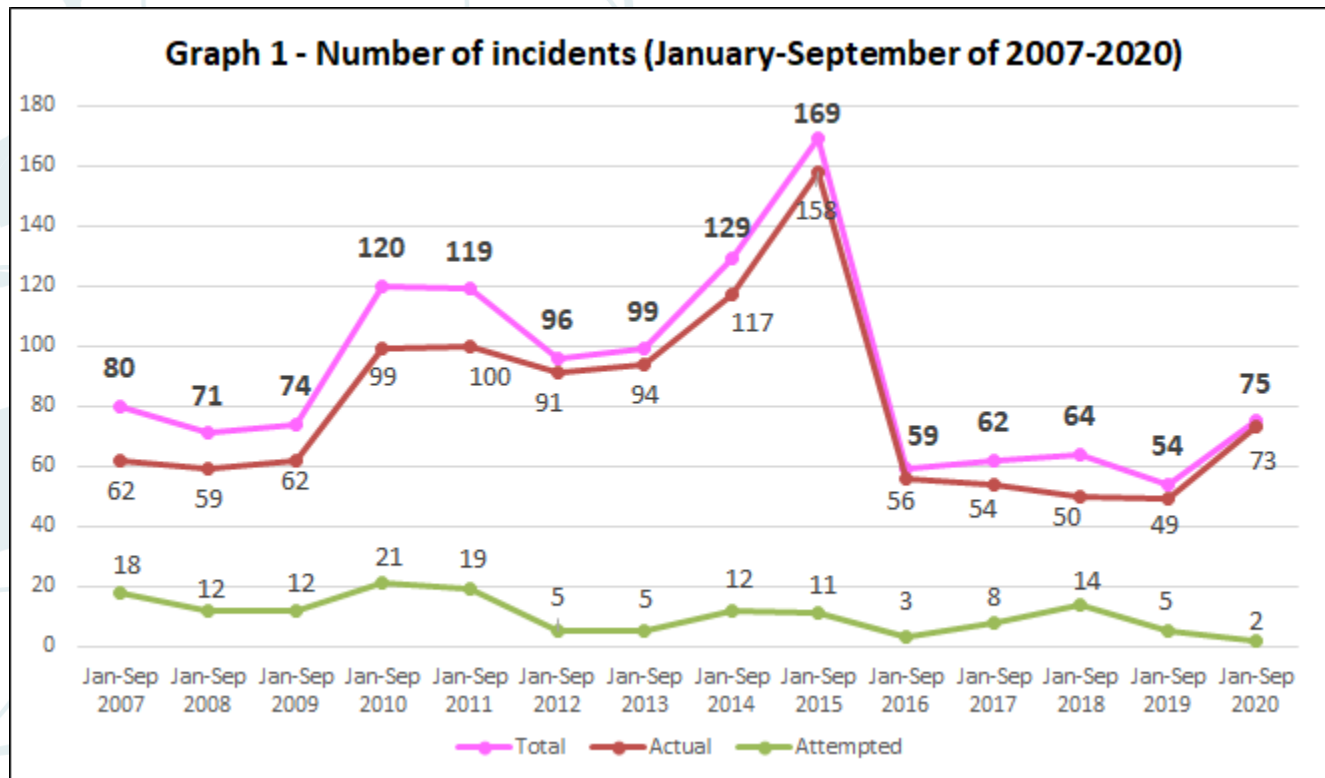


# I. Situation Update (Jan-Sep 2020)

## 1. Number of Incidents

- 75 incidents (73 actual and two attempted) during Jan-Sep 2020
- Increased by 39% compared to Jan-Sep 2019
- Highest number of incidents among the past five-year period of Jan-Sep (2016-2020)

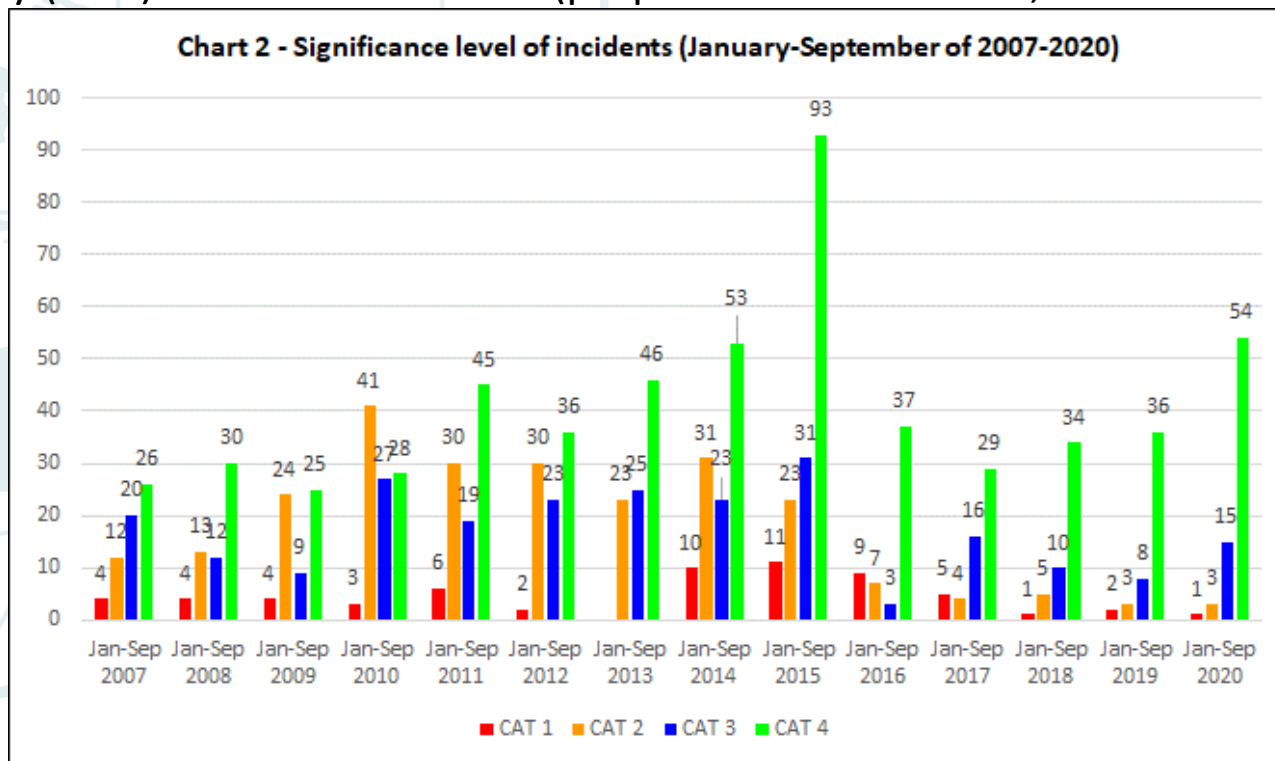


# I. Situation Update (Jan-Sep 2020)

## 2. Severity of Incidents

### □ 73 actual incidents during Jan-Sep 2020

- 1 x **CAT 1**, 3 x **CAT 2**, 15 x **CAT 3** and 54 x **CAT 4**
- CAT 1: 1 actual incident of abduction of crew
- CAT 2: Same number of Jan-Sep 2019, lowest number of incidents among the past 14-year period of Jan-Sep (2007-2020)
- Majority (74%) are CAT 4 incidents (perpetrators not armed, crew not harmed)



# Situation Update (January-Sep 2020)



Information Sharing Centre

## 3. Location of Incidents

- Straits of Malacca and Singapore (22)
- Indonesia (19)
- Philippines (13)
- India (8)
- South China Sea (4)
- Bangladesh (3)
- Vietnam (3)
- Malaysia (2)
- Sulu-Celebes Seas (1)

### Piracy

(4 incidents)

### Armed robbery against ships

(71 incidents)

### Mostly at ports and anchorages

#### Indonesia (+2)

Jan-Sep 2019: 17 incidents  
(14 actual & 3 attempted)

Jan-Sep 2020: 19 incidents  
(18 actual & 1 attempted)

#### Philippines (+10)

Jan-Sep 2019: 3 incidents  
(2 actual & 1 attempted)

Jan-Sep 2020: 13 actual incidents

#### India (+5)

Jan-Sep 2019: 3 incidents

Jan-Sep 2020: 8 actual incidents

#### Bangladesh (+3)

Jan-Sep 2019: 0 incident

Jan-Sep 2020: 3 actual incidents

#### Vietnam (+1)

Jan-Sep 2019: 2 actual incidents

Jan-Sep 2020: 3 actual incidents

#### Malaysia (-5)

Jan-Sep 2019: 7 actual incidents

Jan-Sep 2020: 2 actual incidents

### Mostly while underway

#### Singapore Strait (+7)

Jan-Sep 2019: 15 actual incidents

Jan-Sep 2020: 22 actual incidents

#### South China Sea (+3)

Jan-Sep 2019: 1 actual incident

Jan-Sep 2020: 4 incidents  
(3 actual & 1 attempted)

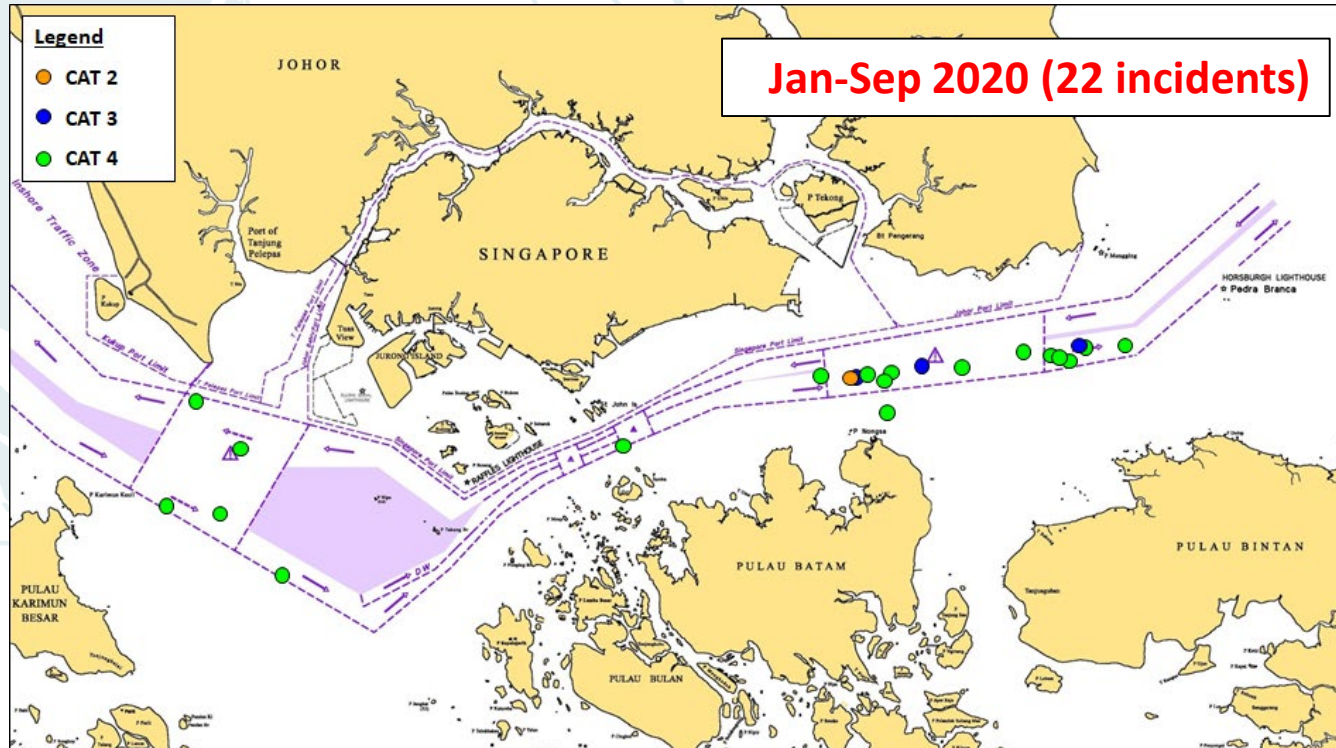
#### Sulu-Celebes Seas (-1)

Jan-Sep 2019: 2 actual incidents

Jan-Sep 2020: 1 actual incident

# I. Situation Update (Jan-Sep 2020)

## 4. Situation in Singapore Strait



- ❑ **18 incidents** in **eastbound lane** of the Traffic Separation Scheme (TSS) in Singapore Strait
  - 1 x **CAT 2**, 3 x **CAT 3**, 14 x **CAT 4**
- ❑ **2 incidents** in **precautionary area** in Singapore Strait (2 x **CAT 4**)
- ❑ **1 incident** in **westbound lane** of the TSS in Singapore Strait (1 x **CAT 4**)
- ❑ **1 incident just outside (south)** of the TSS (1 x **CAT 4**)
- ❑ **Bulk carriers** (12), **tankers** (3), **reefer vessel** (1); **Barges and supply vessel towed by tug boats** (6)

# Abduction of Crew in Sulu-Celebes Seas

## Type of Ships (2016-Sep 2020)

Incident/Type & GT of Ships	2016	2017	2018	2019	Jan-Sep 2020
<b>Actual incidents (20 incidents)</b>	<u>12</u> 5 – Tug boat (60 – 269 GT) 5 – Fishing trawler/boat (NA) 1 – General cargo ship (11,391 GT) 1 – Bulk carrier (2,999 GT)	<u>3</u> 1 – Tug boat (225 GT) 1 – Fishing trawler (NA) 1 – Bulk carrier (2,875 GT)	<u>2</u> 2 – Fishing boat (NA)	<u>2</u> 2 – Fishing boat (NA)	<u>1</u> 1 – Fishing trawler (NA)
<b>Attempted incidents (11 incidents)</b>	<u>6</u> 5 – Bulk carrier (17,979 – 93,169 GT) 1 – Product tanker (5,557 GT)	<u>4</u> 1 – Container ship (NA) 1 – Bulk carrier (45,026 GT) 1 – General cargo ship (1,599 GT) 1 – Passenger/Cargo ferry (NA)	<u>1</u> 1 – Container ship (NA)		
<b>Status of abducted crew Total 86 (as on 30 Sep 2020)</b>	<b>Crew released/rescued (<u>71</u>), Crew killed/died (<u>11</u>), Crew in captivity (<u>4</u>)</b>				